



Investigation of violence in children's homes

"Our dignity was taken from us" – Violence in the children's homes of the Evangelical Brotherhood Korntal from the 1950s to the 1980s

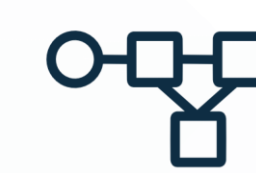
A CONTRACT RESEARCH WITH MAXQDA

Project

- Time frame: April 2017 until June 2018
- Ended with a press conference in Stuttgart
- EUR 1,000-20,000 compensation per person
- Group of clients made up of mediators and representatives of the groups of victims and the Brotherhood, and representatives of civil societies.
- Financed by the Deaconry of the Evangelical Brotherhood Korntal
- Information: www.aufklaerung-korntal.de



Design



1. Institutional analysis (B. Hafenecker):
 - Literature research
 - Files analysis in archive collections
 - 20 Interviews with former employees
 2. Interviews with those affected
 - Focus of the poster:
 - 120 interviews with former home children (B. Baums-Stammberger)
 - 105 interviews were assessed for the report, using the thematical qualitative content analysis with additional quantizing (A. Morgenstern-Einenkel)
- A few examples of MAXQDA tools, which were used for investigation:

Brigitte Baums-Stammberger
Benno Hafenecker
Andre Morgenstern-Einenkel



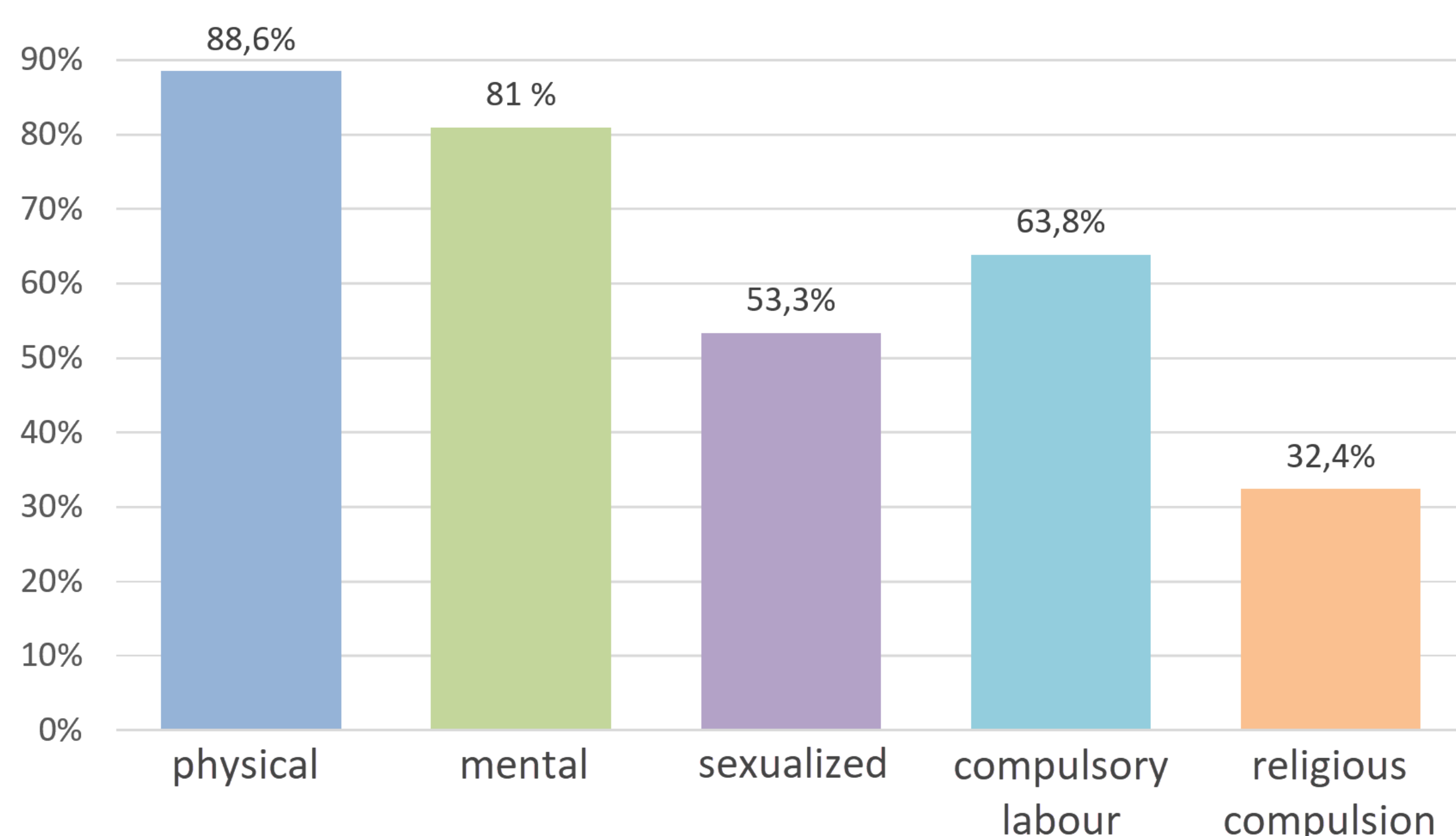
„Uns wurde die Würde genommen“

Gewalt in den Heimen der Evangelischen Brüdergemeinde Korntal in den 1950er bis 1980er Jahren

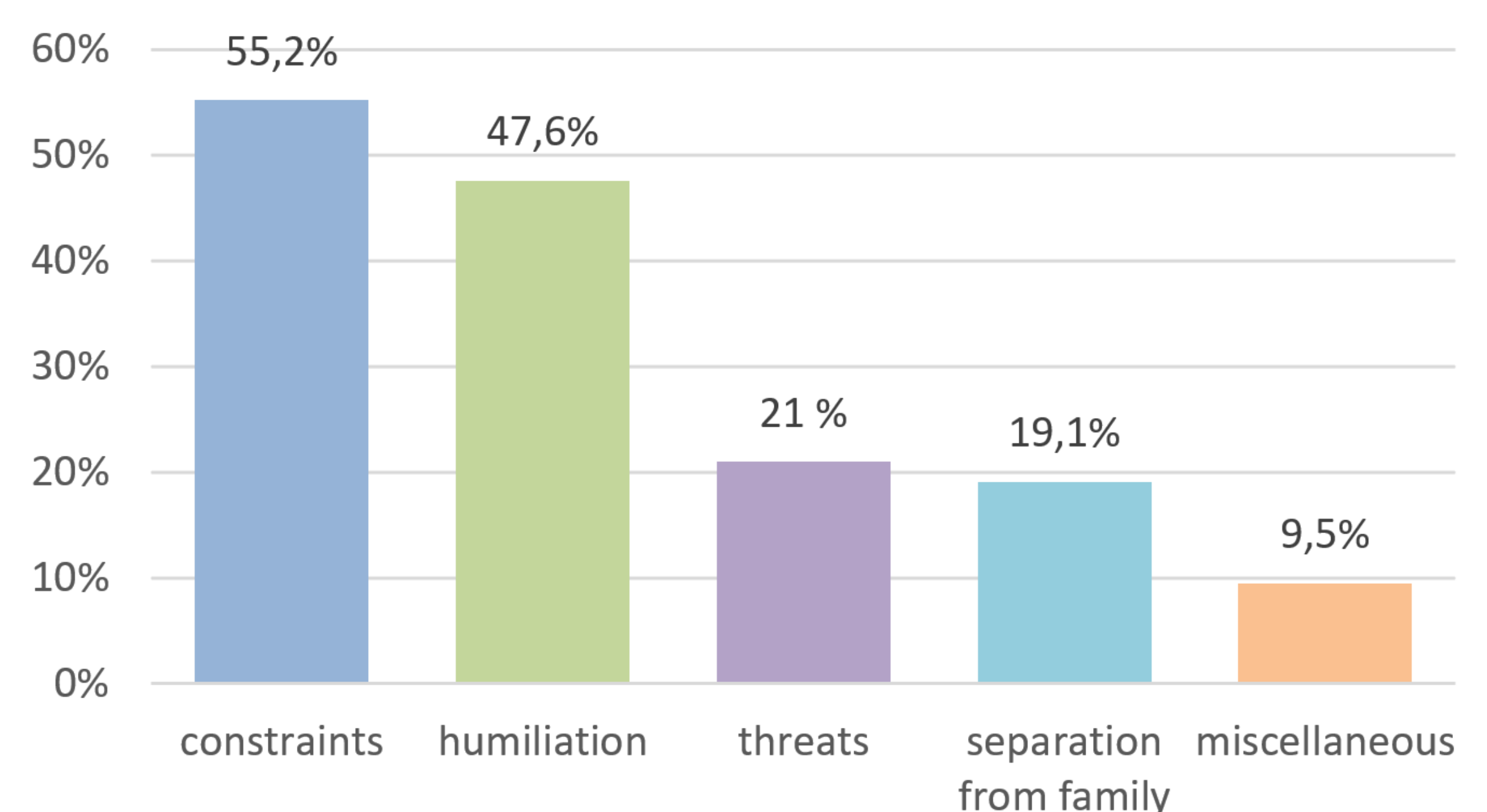
Code Frequencies & Subcode Statistics



How many of the people questioned were affected by the individual forms of violence (deductive codes)?



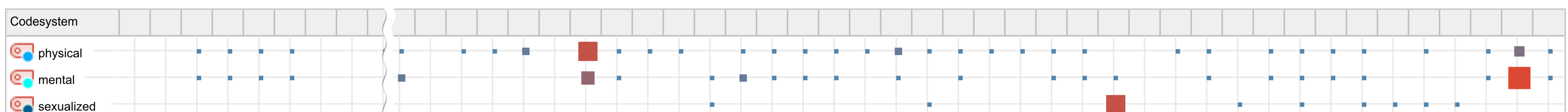
How many of the people questioned were affected by the individual forms of violence (inductive subcodes), in this example, mental violence?



Code-Relations-Browser



Which individual perpetrators (columns) were guilty of what forms of violence (rows)? How many of those questioned accused the individual perpetrators (intersections)? Overall, approx. 80 perpetrators were identified by name. Among them were eight 'habitual offenders' who performed acts of violence against at least 10 of the people who were questioned. Three of these habitual offenders were particularly prominent (big intersections). They performed acts of violence against between 30 and 77 of those who were questioned, and were each responsible for a large number of the situations of physical, mental or sexualized violence reported.



Crosstab



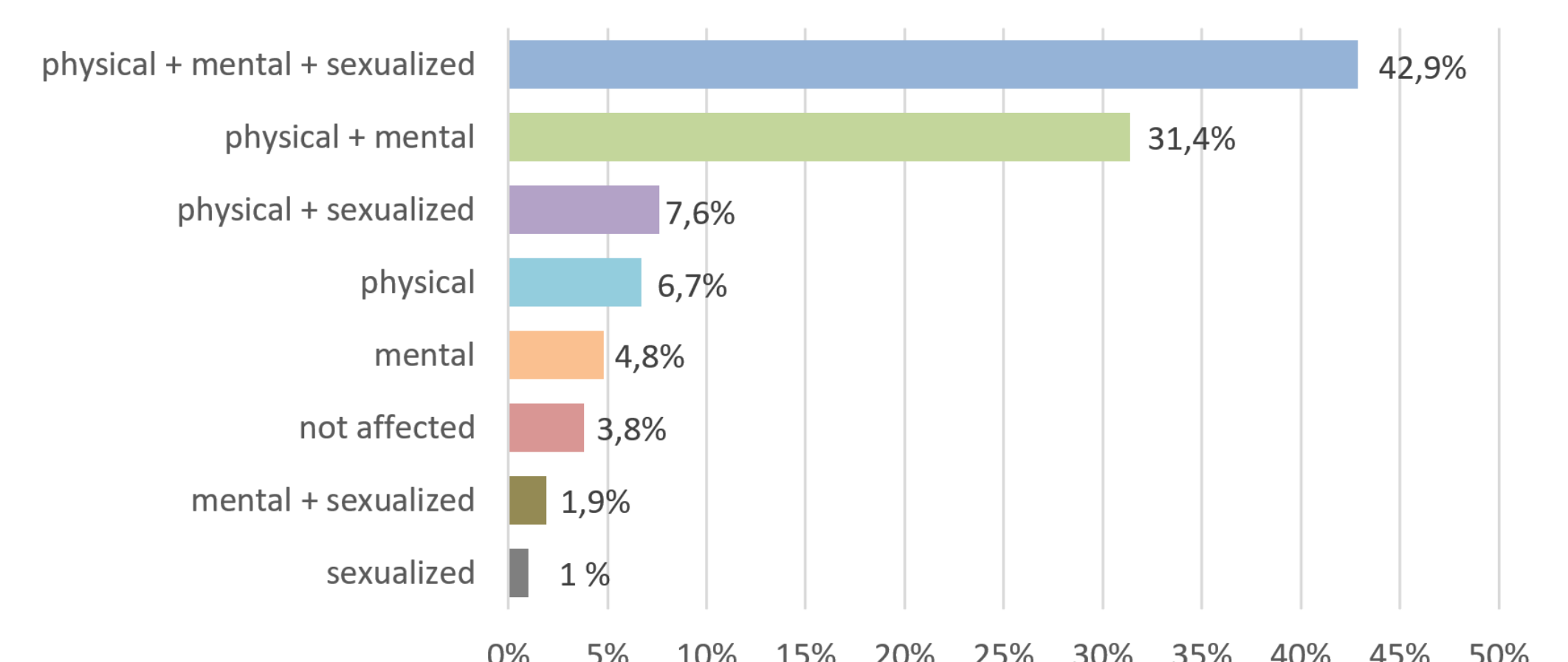
During which years (5-year steps) were the people questioned in the home? From the end of the 1970s, the number of people affected declined.

	50-55 = 1	56-60 = 1	61-65 = 1	66-70 = 1	71-75 = 1	76-80 = 1	81-85 = 1	86-90 = 1
physical	14	12	30	29	23	12	4	2
mental	10	12	27	27	20	11	4	1
sexualized	5	8	24	21	14	3		
N = Dokumente	14 (17,7%)	15 (19,0%)	31 (39,2%)	30 (38,0%)	25 (31,6%)	14 (17,7%)	5 (6,3%)	3 (3,8%)

Code Configurations



How many of those affected were affected by only one form of violence and how many were affected by a combination of different forms of violence?



- **Contract Research**, Evaluation, Data Coding, Data Analysis
- **Method Consulting**, Once-off Support, Continuous Support
- **Method Training**, Inhouse Courses and Workshops, Live Online Courses